




UNIT 1: CATERPILLAR

PROSE WORKSHEET -1

RESOURCE PERSON: Ms. RENUKA. N

NAME: _____ CLASS: II SEC: _____ DATE: _____

QI. Colour the correct spellings for the given pictures.




catrapiller

caterpillar




walk

welk




bitterfly

butterfly



toad

toaed



stock

stalk

ISWK/DEPARTMENT OF ENGLISH/2023-2024

CHECKED BY ACADEMIC CO-ORDINATOR: ENGLISH



UNIT 1: CATERPILLAR

PROSE WORKSHEET -2

RESOURCE PERSON: MS. RENUKA. N

NAME: _____ CLASS: II SEC: _____ DATE: _____

QII. Unscramble the words to write the meaning of the given phrases in one word.

a) covered in thick, soft hair (y f u r r)

b) the main stem of a plant (s l t a k)

c) a small animal that has a rough skin (t a o d)

d) to watch someone secretly (s y p)

e) staying in one place in the air by moving their wings quickly (h v o r e n i g)

f) a bird that eats other animals (b r i d o f p e r y)

ISWK/DEPARTMENT OF ENGLISH/2023 - 2024

CHECKED BY ACADEMIC CO-ORDINATOR: ENGLISH



UNIT 1: CATERPILLAR


PROSE WORKSHEET-1

RESOURCE PERSON: Ms. RENUKA. N

ANSWER KEY

NAME: _____ CLASS: II SEC: _____ DATE: _____

QI. Colour the correct spellings for the given pictures.




catrapiller

caterpillar




walk

welk



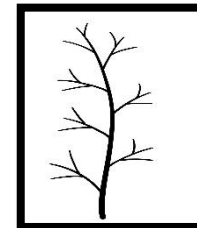
bitterfly

butterfly



toad

toaed



stock

stalk

ISWK/DEPARTMENT OF ENGLISH/2023 – 2024

CHECKED BY ACADEMIC CO-ORDINATOR: ENGLISH



UNIT 1: CATERPILLAR

PROSE WORKSHEET - 2

RESOURCE PERSON: Ms. RENUKA. N

ANSWER KEY

NAME: _____ CLASS: II SEC: _____ DATE: _____

QII. Unscramble the words to write the meaning of the given phrases in one word.

a) covered in thick, soft hair (y f u r r)
_____ **furry** _____

b) the main stem of a plant (s l t a k)
_____ **stalk** _____

c) a small animal that has a rough skin (t a o d)
_____ **toad** _____

d) to watch someone secretly (s y p)
_____ **spy** _____

e) staying in one place in the air by moving their wings quickly (h v o r e n i g)
_____ **hovering** _____

f) a bird that eats other animals (b r i d o f p e r y)
_____ **bird of prey** _____

ISWK/DEPARTMENT OF ENGLISH/2023 – 2024

CHECKED BY ACADEMIC CO-ORDINATOR: ENGLISH



UNIT 1: CATERPILLAR

PROSE WORKSHEET - 3

RESOURCE PERSON: Ms. RENUKA. N

NAME: _____ CLASS: II SEC: _____ DATE: _____

QUESTION AND ANSWERS

I. Read the following and answer the questions given below.

Q1. Where is the caterpillar going?

Ans. _____

Q2. Write two words to describe the caterpillar looks like.

Ans. _____

Q3. Who spies on the caterpillar in the poem?

Ans. _____



UNIT 1: CATERPILLAR

PROSE WORKSHEET - 3

RESOURCE PERSON: Ms. RENUKA. N

NAME: _____ CLASS: II SEC: _____ DATE: _____

Q4. Who wants to eat the caterpillar in the poem?

Ans. _____

Q5. What does the caterpillar turn into?

Ans. _____

Q6. What does the poem describe?

Ans. _____



UNIT 1: CATERPILLAR

PROSE WORKSHEET - 3

RESOURCE PERSON: Ms. RENUKA. N

ANSWER KEY

NAME: _____ CLASS: II SEC: _____ DATE: _____

QUESTION AND ANSWERS

I. Read the following and answer the questions given below.

Q1. Where is the caterpillar going?

Ans. The caterpillar is walking to a shady leaf or a stalk.

Q2. Write two words to describe the caterpillar looks like.

Ans. The caterpillar is brown and furry.

Q3. Who spies on the caterpillar in the poem?

Ans. The toad spies on the caterpillar in the poem.



UNIT: CATERPILLAR

PROSE WORKSHEET - 3

RESOURCE PERSON: Ms. RENUKA. N

ANSWER KEY

NAME: _____ CLASS: II SEC: _____ DATE: _____

Q4. Who wants to eat the caterpillar in the poem?

Ans. The hovering birds want to eat the caterpillar in the poem.

Q5. What does the caterpillar turn into?

Ans. The caterpillar turns into a butterfly.

Q6. What does the poem describe?

Ans. The poem describes the journey of a caterpillar.



UNIT 1: CATERPILLAR

PROSE WORKSHEET – 4

RESOURCE PERSON: Ms. RENUKA. N

NAME: _____ CLASS: II SEC: _____ DATE: _____

REFERENCE TO CONTEXT

I. Read the following and answer the questions given below.

Take your walk,

To the shady leaf, or stalk,

Q1. Who is the poetess telling to take a walk?

Ans _____

Q2. The above lines are taken from which poem? Who has written this poem?

Ans _____



UNIT 1: CATERPILLAR

PROSE WORKSHEET - 4

RESOURCE PERSON: Ms. RENUKA. N

NAME: _____ CLASS: II SEC: _____ DATE: _____

II. Read the following and answer the questions given below.

Hovering bird of prey pass by you, Spin and die,

To live again a butterfly.

Q1. Who is trying to eat the caterpillar?

Ans _____

Q2. Why is the poetess telling the caterpillar to spin and die?

Ans _____



UNIT 1: CATERPILLAR PROSE WORKSHEET - 4

RESOURCE PERSON: Ms. RENUKA. N **ANSWER KEY**

NAME: _____ CLASS: II SEC: _____ DATE: _____

REFERENCE TO CONTEXT

I. Read the following and answer the questions given below.

Take your walk,

To the shady leaf, or stalk,

Q1. Who is the poetess telling to take a walk?

Ans. The poetess is telling the caterpillar to take a walk.

Q2. The above lines are taken from which poem? Who has written this poem?

Ans. The above lines are taken from the poem Caterpillar written by Christina Rossetti.



UNIT 1: CATERPILLAR PROSE WORKSHEET – 4

RESOURCE PERSON: Ms. RENUKA. N **ANSWER KEY**

NAME: _____ CLASS: II SEC: _____ DATE: _____

II. Read the following and answer the questions given below.

Hovering bird of prey pass by you, Spin and die,

To live again a butterfly.

Q1. Who is trying to eat the caterpillar?

Ans. The hovering bird is trying to eat the caterpillar.

Q2. Why is the poetess telling the caterpillar to spin and die?

Ans. The poetess is telling the caterpillar to spin and die, so that the caterpillar dissolves the old body and turns into a beautiful butterfly.



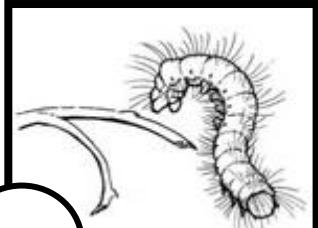
UNIT 1: CATERPILLAR

CHAPTER CHECKUP


RESOURCE PERSON: Ms. RENUKA. N

NAME: _____ CLASS: II SEC: _____ DATE: _____

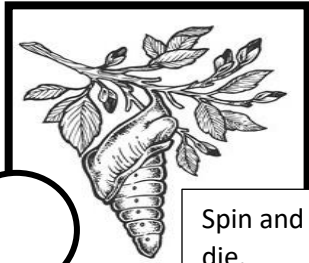
QI. Observe the pictures given below and number the events of the poem in the correct order.




Brown and furry caterpillar.




To the shady leaf.



Spin and die.



To live again a butterfly.



Toad that spy you.



Hovering bird of prey.

CHECKED BY ACADEMIC CO-ORDINATOR: ENGLISH



UNIT 1: CATERPILLAR

CHAPTER CHECKUP

RESOURCE PERSON: Ms. RENUKA. N

NAME: _____ CLASS: II SEC: _____ DATE: _____

QII. Think and answer the following questions.

Q1. About which insect is this poem of?

Ans. _____

Q2. What does the caterpillar spin?

Ans. _____

Q3. What happens to the caterpillar when it dies?

Ans. _____

ISWK/DEPARTMENT OF ENGLISH/2023-2024

CHECKED BY ACADEMIC CO-ORDINATOR: ENGLISH



UNIT 1: CATERPILLAR

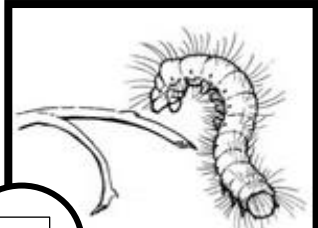
CHAPTER CHECKUP

RESOURCE PERSON: Ms. RENUKA. N

ANSWER KEY


NAME: _____ CLASS: II SEC: _____ DATE: _____

QI. Observe the pictures given below and number the events of the poem in the correct order.



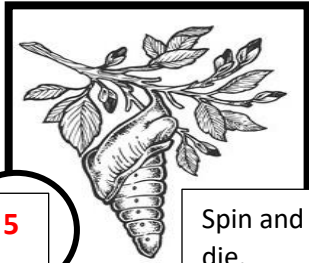
1

Brown and furry caterpillar.




2

To the shady leaf.




5

Spin and die.



6

To live again a butterfly.



3

Toad that spy you.



4

Hovering bird of prey.



UNIT 1: CATERPILLAR

CHAPTER CHECKUP

RESOURCE PERSON: Ms. RENUKA. N

ANSWER KEY

NAME: _____ CLASS: II SEC: _____ DATE: _____

QII. Think and answer the following questions.

Q1. About which insect is this poem of?

Ans. The poem is about a caterpillar.

Q2. What does the caterpillar spin?

Ans. The caterpillar spins a cocoon.

Q3. What happens to the caterpillar when it dies?

Ans. The caterpillar's old body dissolves and a new body is formed which comes out as a butterfly.

CHECKED BY ACADEMIC CO-ORDINATOR: ENGLISH

CHECKED BY ACADEMIC CO-ORDINATOR: ENGLISH

CHECKED BY ACADEMIC CO-ORDINATOR: ENGLISH

CHECKED BY ACADEMIC CO-ORDINATOR: ENGLISH